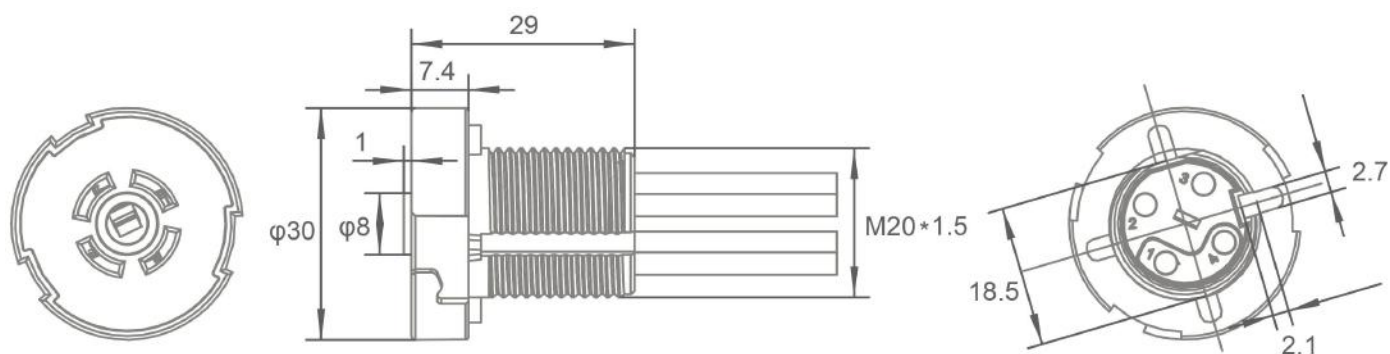


Zhaga Book-18 Receptacle (4P, LEX-R)

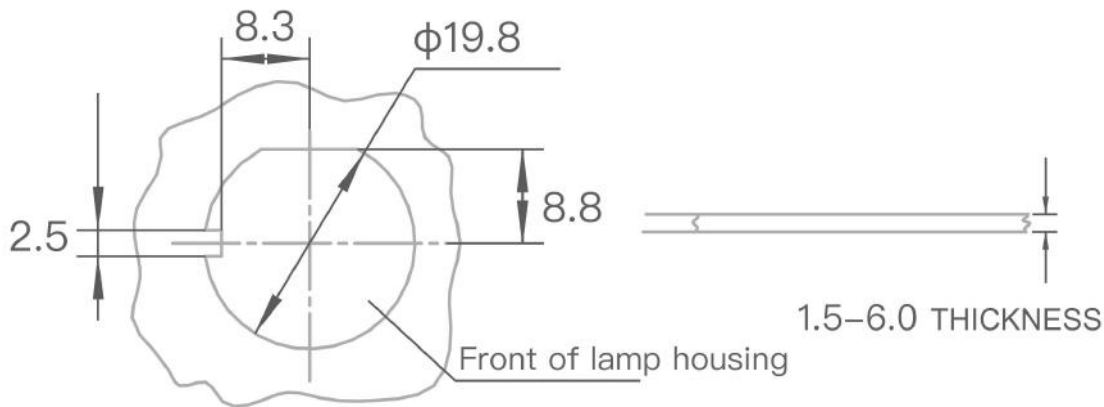


Product Summary

JI-700 locking socket meets the requirements of Zhaga Book-18 standard interface (Z-LEX-R、Z-LEX-C) and has passed relevant certification, which is convenient for the development and installation of road lighting, regional lighting or commercial and residential lighting, such as street lights, industrial and mining lights, corridor lights, wall lights, etc.










Drilling plan



Features

- Standardized interface defined in Zhaga Book-18
- Compact size allowing greater flexibility in luminaire design
- Advanced sealing to achieve IP66 with no mounting screws
- Scalable solution allows use of Ø40mm photocell and Ø80mm LEX-M in a central management system with the same connection interface
- Flexible mounting position, upwards, downwards and sideways facing
- Integrated single gasket that seals to both luminaire and module that minimizes assembling time

Specifications

Model No.	JL-700
Related Humidity	96%
Ambient Temperature	-40°C ~ +70 °C
*Wires	AWM 1015,18/20/22 AWG,105°C AWM 1007,18/20/22 AWG,80°C 6" min
IP	IP66
Certifications	      

*Conductor specification: # 20 conductor has UL certification

Line color definition

* Default Version

- Port 1 (Brown): 24Vdc
- Port 2 (Gray): DALI (or DALI based protocol) – /common ground

- Port 3 (Blue): DALI (or DALI based protocol) +
- Port 4 (Black): General I/O
- * Optional Version
- Port 1 (RED): Positive (+) pole of the 12 or 24 V power supply
- Port 2 (BLACK)

Negative (-) pole for the [DALI] protocol

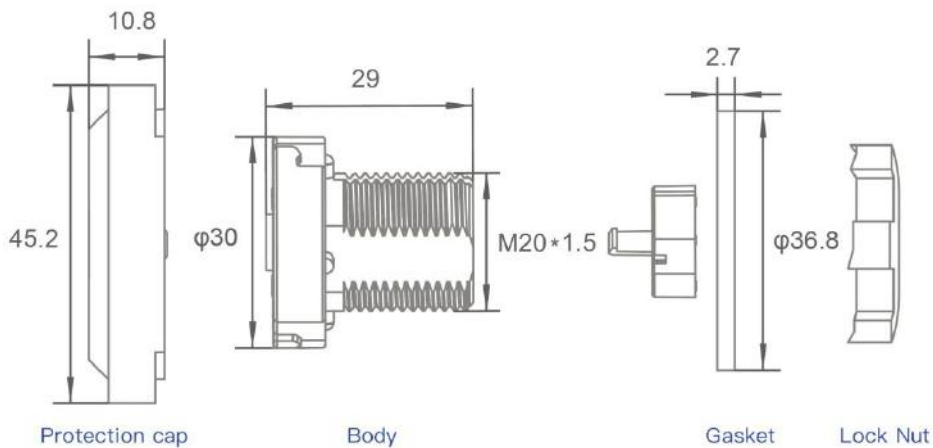
Negative (-) pole for the 12 or 24V power supply (contact 1)

Ground for General Digital I/O (contact 4)

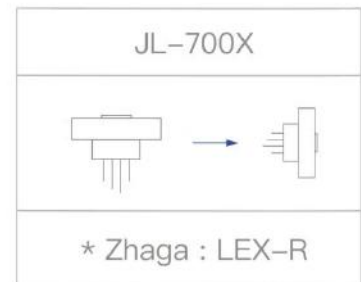
- Port 3 (VIOLET): Positive (+) pole for the [DALI] protocol

- Port 4 (YELLOW): General Digital I/O (greater than 7V)

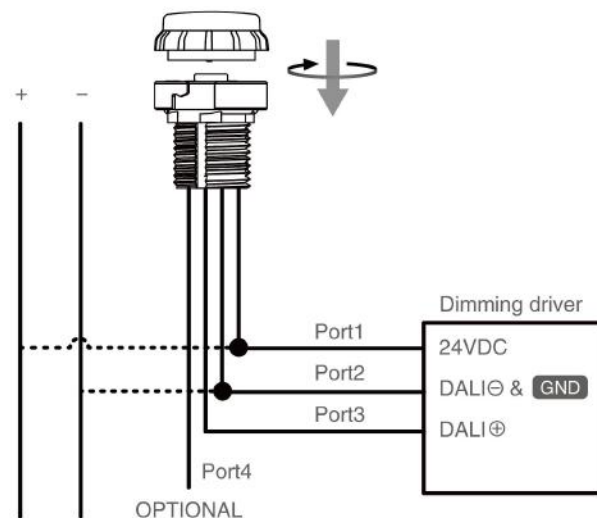
Product mix



■ RECEPTACLE & PROTECT CAP



Wiring diagram



If the drive has no auxiliary power supply, an external power supply is required, It is recommended to use JL-710 built-in power socket

*If the light controller is a non-standard product, please define the specific wiring according to the light controller pin

Precautions for installation of gaskets for Zhaga socket products



Installation completion effect

Note: Improper installation of washer can lead to substandard waterproof grade of receptacle.

Assemblies

